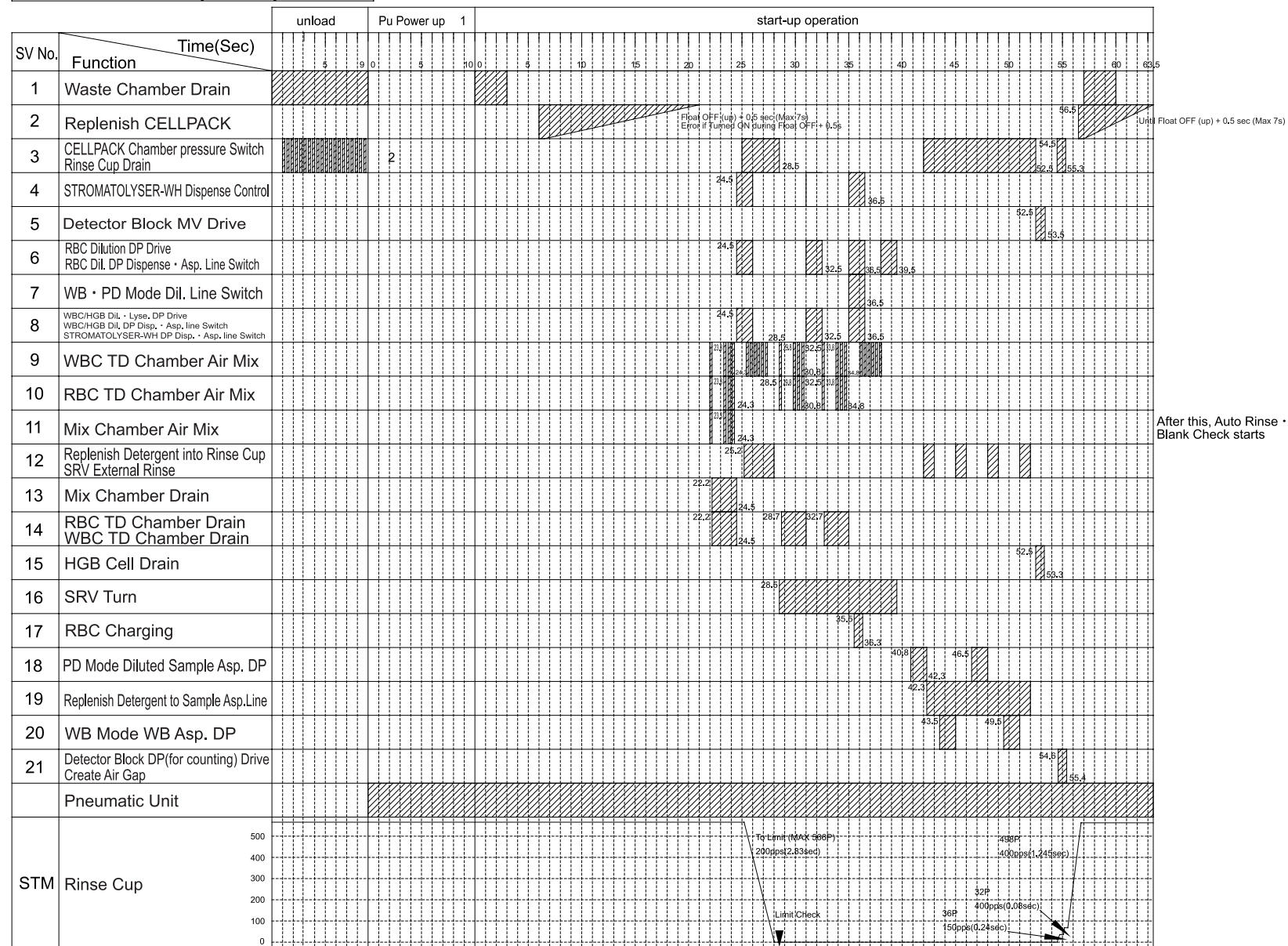
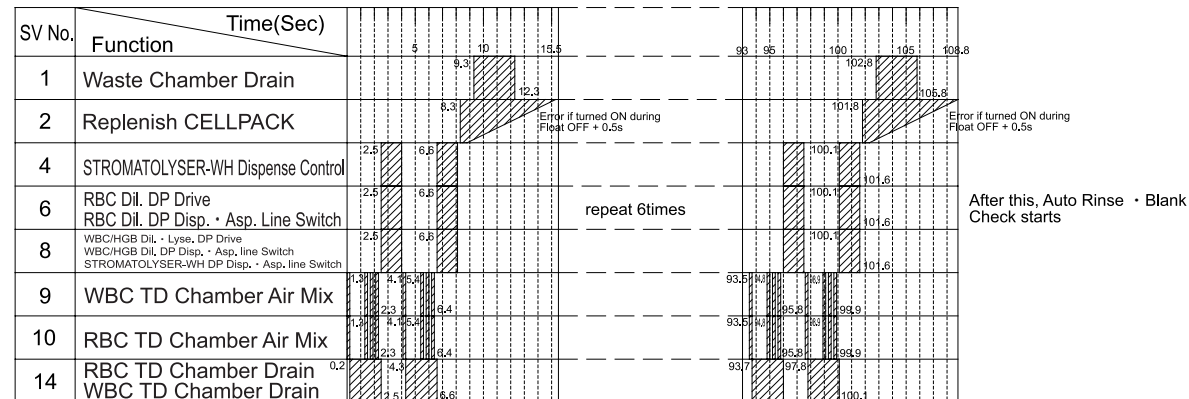


Initial Start-Up Sequence

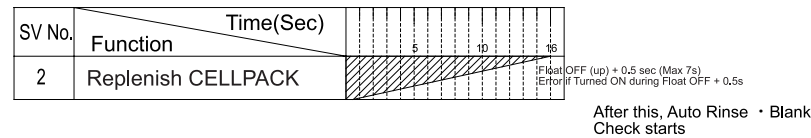


- 1 Completed when each pressure reaches the lowest pressure.
- 2 0.2 Sec ON 0.2 sec OFF, repeat until 0.5 kg/cm2 reaches 0.3 kg/cm2 or lower. (Max.20 times)


Replace • Replenish Lyse-Reagent (STROMATOLYSER-WH) Sequence



Replenish Dilution (CELLPACK) Sequence

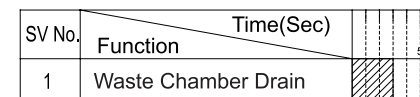


Auto Rinse Sequence



- 1 When Shut Down, Auto Rinse 2 operates 1 time after Initial Start-Up Sequence.
 - 2 This is performed in every sequence except 1 sequence.
- Note) 1. Normal Auto Rinse sequence is Auto Rinse1 Auto Rinse2 Auto Rinse2.
2. Operation of SV9 ~ 11 (for Mixing) is 0.2sec ON 0.2sec OFF.

Waste Chamber Drain Sequence



KX-21 Timing Chart (2/7)

Revised Sep. 98